



NEVER DONE!

THE GARDEN CLUB OF HARVARD
VOLUME XXV, ISSUE 08

President's Ponderings



Hello gardeners!

Yikes! This is a very busy time of year indeed!

What a fantastic plant sale we had - hats off to the Kathy Hewett & Abby Besse's team, which was a wonderful, large, and effective one! We will take more time on Monday to celebrate the success of our critically important major fund - and fundraiser at our annual meeting. This will be followed by tours of five gardens, always a highlight of our year.

It is easy to overlook that one very important piece of business lies ahead - our annual Graduation Flowers project. Please read Jessie Panek's excellent article in this Newsletter, and consider how you may help.

Finally, enjoy this delightful spring day and its opportunity to admire the lush growth nurtured by our less lovely days this spring. May the mosquitos and ticks ignore you! See you on Monday!

Margaret Murphy

Program: Our Grandmothers Knew What They Were Doing!



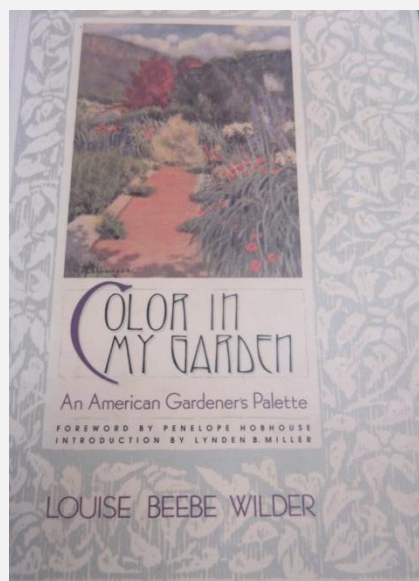


After studying “Color in My Garden”, “The Little Garden” and “Woman’s Hardy Garden” Laura Bibler came to the conclusion that our grandmothers knew what they were doing! They knew all about color in the garden, about plant combinations and so much more. Laura shared some of the wisdom with us on April 29. How about this: What we consider modern was already in vogue in

the 19th century! We went home with a notebook full of ideas!

pictured: Theresa Ledoux, Carlene Phillips, Laura Bibler and Marty Green.

photo by Marijke Vallaey-Oplinus



“The raison d’être of a garden club is mutual pleasure through mutual help”
How true!

Membership: annual membership dues

Info: AnaMaria Nanra

This is it! We are almost there, to the temporary end of meetings in order to give us all the much-needed time we need in our gardens! Especially this wet and COLD spring! If you're like me, you feel you have 6 weeks of catching up to do!!

Before you get caught up in all that hard work, take a moment to remember if you sent in your Annual Membership Renewal form and dues. If not, or maybe if you can't recall, please send an email to AnaMaria Nanra, membership chair (chinni806@yahoo.com). She can email a form to you if needed.

Dues are 'due' by June 4. Thank You!!!

**PLEASE return form and check by June 4th
to AnaMaria Nanra**

Garden Club Walk



On May 9, Pam Durrant led us through Bridle Way to Hermann land, to Rodriguez land. We explored the border, and boulders at Bowers Brook. The western views at Hermann Orchard were just spectacular! A carpet of bluets!

Picture: Pam explaining the difference between the many varieties of ferns, here a royal fern; there a Christmas fern. We learned a lot!



*Pictured: Mary Maxwell, Pam Durrant, Maria Day
pictures by Marijke Vallaeys-Oplinus*

On May 23, Pam took us to Ohlin land. We found starflowers, a hemlock varnish shelf, a lady slipper orchid, a purple polygala...

Plant Sale: May 18

Info: Kathy Hewett and Abby Besse



Pictures: Margaret Murphy and Marijke Vallaeys-Oplinus

Library Flowers

Info: Bobbie Taylor

Many thanks to all of you who have provided flower arrangements for the library for the last three years. Someone else will be organizing the library flowers project for the upcoming year but I want you to know I appreciate the time and effort you've put into this. So do the library patrons. There's always a lot of buzz when a new offering is put into place. People notice! You've all gone to a lot of trouble. Good show.



Dorene Lewis



Christine Moeser



Fran Maiore



Shirley Boudreau

Pictures: Marijke Vallaeys



Flower Arrangement Workshop: Hand Held Bouquet

Lois Frampton led the workshop
(here pictured by Carol Hartman)

Members share: how to propagate your rosemary



Take a rosemary sprig, snip off the top and take off the leaves at the bottom. Dip the bottom in rooting powder. Put the sprig in a small pot with good potting soil. Make a mini greenhouse, and let it grow....

Christine Spielvogel

Members share: the danger of invasives

Jessie Panek explained that garlic mustard is an invasive plant and should be eradicated. Invasive plants take over and the native plants disappear!



Citizens of Note

Pete and Kathy Jackson

Excerpt from the Town of Harvard Annual Town Report



“Kathy, balancing Pete’s more public persona, has been involved with private community organizations. She is a long-time, active member of the Garden Club. You may have seen her at the annual Garden Club Plant sale, sharing her knowledge with first-time gardeners. You probably did not see her potting plants and fetching annuals ahead of time to have for the sale. You also may have seen her

weeding the Civil War monument and the front of the Old Library, or filling the window boxes and large planters in front of the Town Hall, or undertaking any number of other chores which keep our Town Center and Common area cared for and well-tended. Certainly the DPW Directors have gotten to know Kathy through her frequent requests for help in removing the weeds and thinned plantings she has gathered! “



Civic Beautification

Info: Kathy Jackson

Maribeth Marcello, Mary Maxwell and Kathy Jackson at the Millstone after they weeded the Civil War garden.

(picture by Laura Vilian, who thanked Maribeth, Mary and Kathy for the work and offered to take a picture)

Bromfield graduation - June 7, 2019

Info: Jessie Panek

Bromfield graduation is almost here - June 7 - and we need volunteers to provide the flowers and help create the arrangements which make it a beautiful occasion for all.

Here's how you can help:

Providing flowers:

We need a variety of flowers, whatever is in bloom and looks good— peonies, iris, rhododendron, mountain laurel, leucothoe, weigela, poppies, solomon's seal, allium, lupine, baptisia, larkspur, delphinium, etc.. (I expect to have lots of kousa dogwood from a HES tree so cut yours only if it needs pruning.) All stems should be over 12" in length. In general select flowers that are just opening; rhodos in particular that are already in full bloom will likely look tired by the time of graduation.

Please bring your flower contributions to the library lawn Friday morning between 9 and 11. There will be buckets of water waiting there. Don't leave your containers—it's too confusing to get them returned. If possible, let me know ahead of time what kind of flower you plan to bring. (I realize you may not know what will be available until a few days before the 7th)

Try to *cut your flowers Thursday evening and 'condition' them overnight.* Alternatively, cut early enough in a.m. to allow 2-3 hours conditioning before bringing them over. It does make a difference in how they last! Take a clean bucket of warm water (they take up warm water better) with you into the garden and place flowers in water immediately as you cut them.

To condition:

- Add cut flower food to the water. You can make your own: add a half tsp bleach, 1 tsp sugar, and 1 tsp lemon juice (or vinegar) to 1 qt. warm water.
- Remove the lower leaves from the stem of each flower. Remove as many of the leaves as you can, since they compete with the flowers for water.
- Cut-off bottom of stem at a sharp angle, ½" - 1" from the bottom of the stem, and place in warm water. For woody stems peel up some bark for an inch or two and slice the bottom of stem up into 2 or 4 parts.

- *Flowers should be left in the water for at least two or three hours, and preferably overnight, in a cool place. Submerge all the way up to the flower head for maximum hydration.

More info: <http://www.flowerarranging.me.uk/conditioning.html>

Making arrangements:

We need about 8 people to make the arrangements, between 11:30 and 2:30 on Friday June 7. We create the arrangements there at the graduation site which is on the lawn of the library unless rain is forecast; I will email as soon as I know if we change venues.

Special requests:

- We need help taking everything down after graduation—around 7— and putting things away. I also hope someone will coordinate distributing the leftovers to shut-ins. Let me know if you would do this!
- If you have flowers to donate but can't cut them or can't transport them, send me an email.
- If you can help cut or pick up flowers from others, please tell me. This is a job I really need someone else to take care of.
- If you can help on Thursday afternoon, I need someone strong to help me move the pedestals down to the library lawn and set them up.
- If you would like to go to the flower market early Thursday morning, I would be happy to have someone help.

**Questions? Ready to help? Please contact
Jessie, brumbydesign@me.com**

Suzan Osborn in FAFA



One of Suzan's paintings is on the right.

Francesca Anderson Fine Art Gallery, 56 Adams St., Lexington, MA 0220

Women at work (by Jessie Panek)

